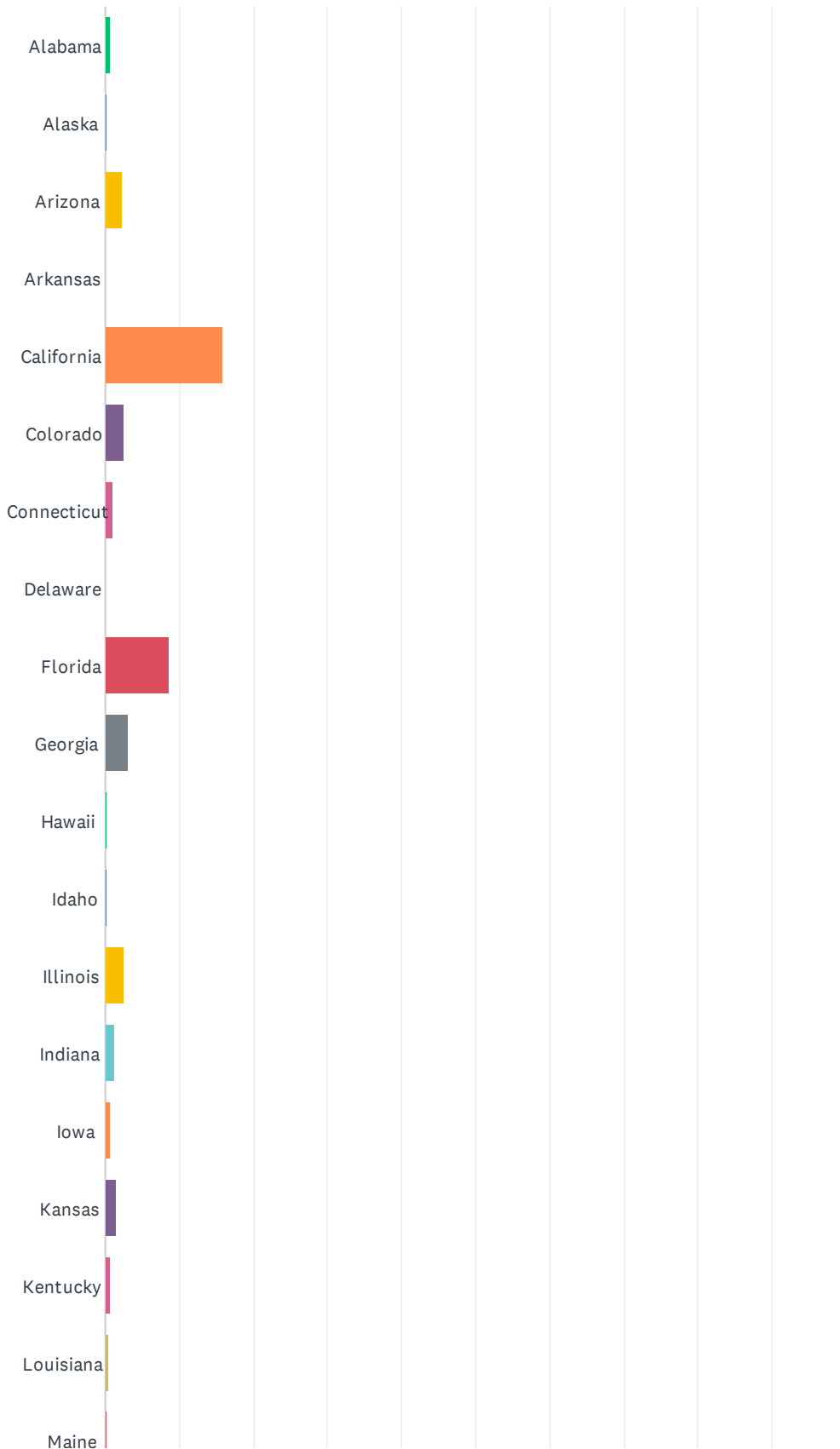
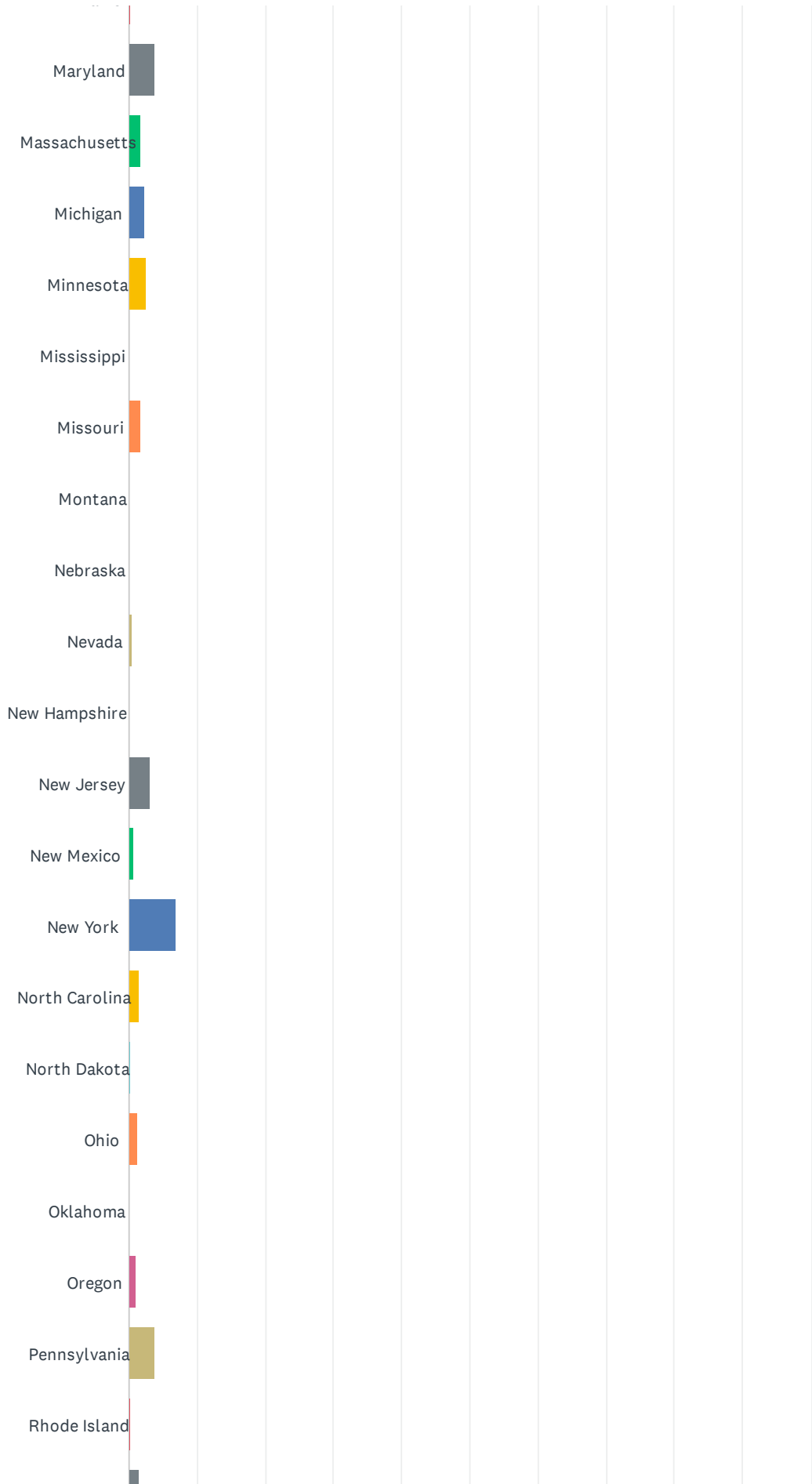


Q1 Please let us know where you live:

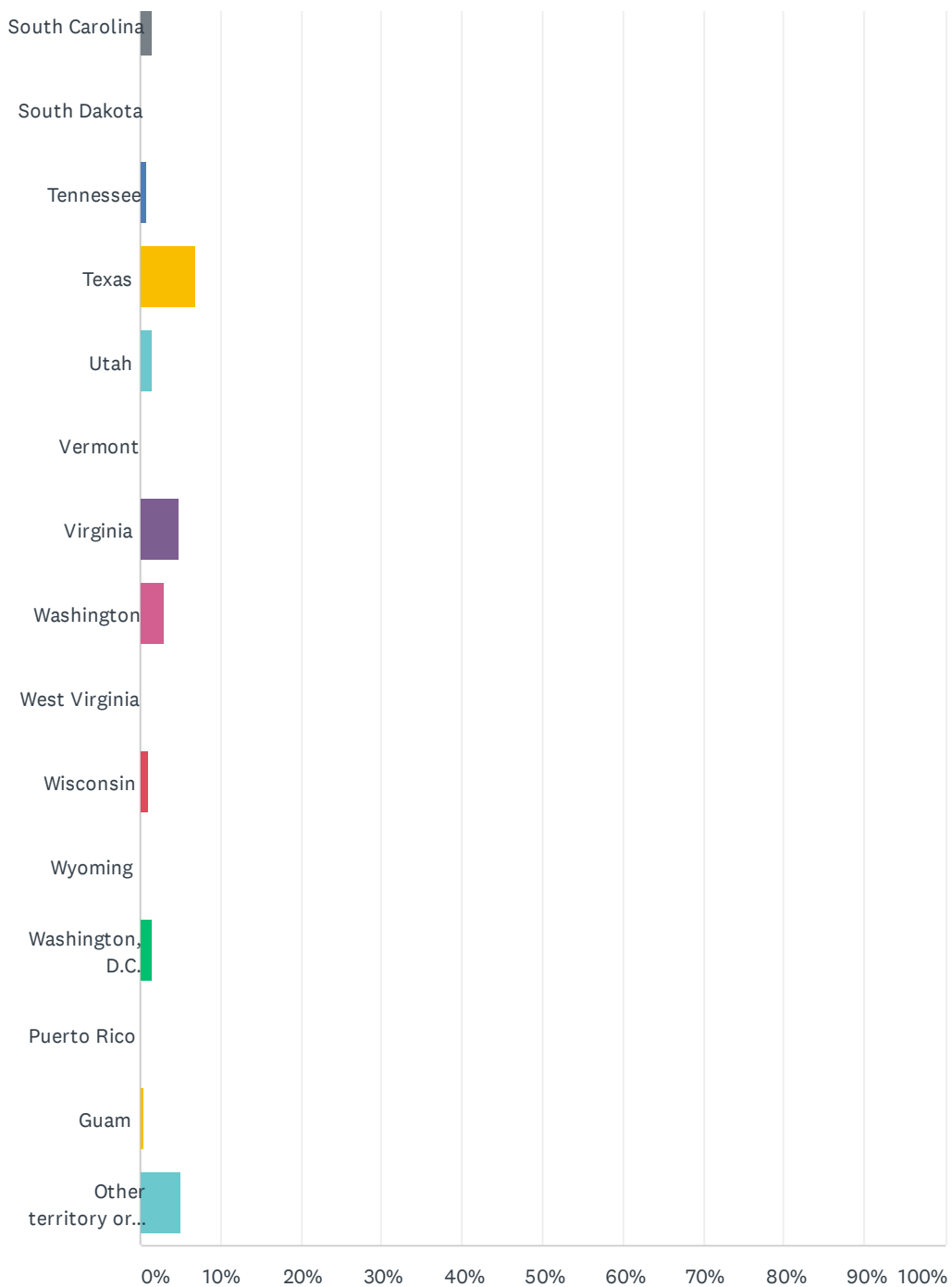
Answered: 472 Skipped: 0



TAKING THE PULSE OF OUR MEMBERS



TAKING THE PULSE OF OUR MEMBERS



TAKING THE PULSE OF OUR MEMBERS

ANSWER CHOICES	RESPONSES	
Alabama	0.64%	3
Alaska	0.21%	1
Arizona	2.33%	11
Arkansas	0.00%	0
California	15.89%	75
Colorado	2.54%	12
Connecticut	1.06%	5
Delaware	0.00%	0
Florida	8.47%	40
Georgia	3.18%	15
Hawaii	0.21%	1
Idaho	0.21%	1
Illinois	2.54%	12
Indiana	1.27%	6
Iowa	0.64%	3
Kansas	1.48%	7
Kentucky	0.64%	3
Louisiana	0.42%	2
Maine	0.21%	1
Maryland	3.81%	18
Massachusetts	1.69%	8
Michigan	2.33%	11
Minnesota	2.54%	12
Mississippi	0.00%	0
Missouri	1.69%	8
Montana	0.00%	0
Nebraska	0.00%	0
Nevada	0.42%	2
New Hampshire	0.00%	0
New Jersey	3.18%	15
New Mexico	0.64%	3
New York	6.99%	33

TAKING THE PULSE OF OUR MEMBERS

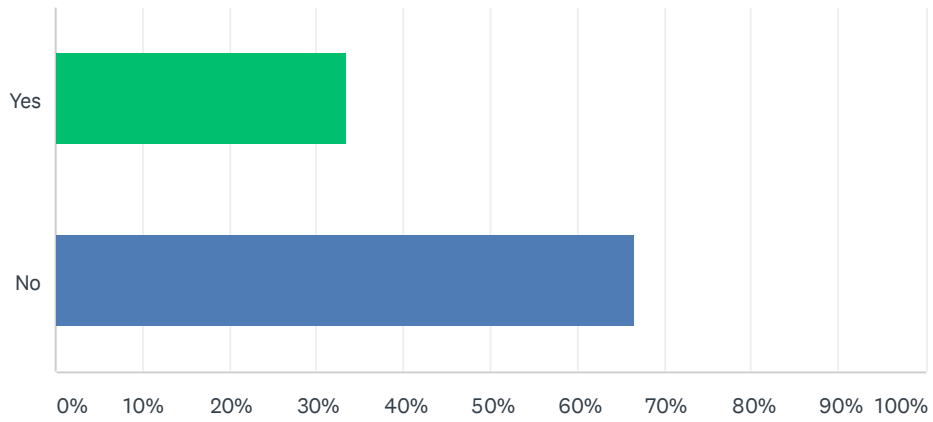
North Carolina	1.48%	7
North Dakota	0.21%	1
Ohio	1.27%	6
Oklahoma	0.00%	0
Oregon	1.06%	5
Pennsylvania	3.81%	18
Rhode Island	0.21%	1
South Carolina	1.48%	7
South Dakota	0.00%	0
Tennessee	0.85%	4
Texas	6.99%	33
Utah	1.48%	7
Vermont	0.00%	0
Virginia	4.87%	23
Washington	2.97%	14
West Virginia	0.00%	0
Wisconsin	1.06%	5
Wyoming	0.00%	0
Washington, D.C.	1.48%	7
Puerto Rico	0.00%	0
Guam	0.42%	2
Other territory or country (Please select this option and add your territory or country in the box below)	5.08%	24
TOTAL		472

TAKING THE PULSE OF OUR MEMBERS

#	OTHER TERRITORY OR COUNTRY	DATE
1	france	8/25/2020 4:42 PM
2	Canada	8/21/2020 11:04 PM
3	Uruguay	8/21/2020 10:45 AM
4	Sweden	8/21/2020 10:11 AM
5	Canada	8/20/2020 6:21 PM
6	Canada	8/20/2020 12:02 AM
7	Brazil/Portugal	8/18/2020 3:50 PM
8	Germany	8/18/2020 11:48 AM
9	Ecuador and France	8/18/2020 11:29 AM
10	United States	8/18/2020 10:44 AM
11	Germany	8/18/2020 10:22 AM
12	Brazil	8/18/2020 10:01 AM
13	Brazil	8/18/2020 9:56 AM
14	India	8/18/2020 9:00 AM
15	Italy	8/18/2020 8:25 AM
16	Germany	8/18/2020 8:21 AM
17	Canada	8/18/2020 8:05 AM
18	Colombia	8/14/2020 5:31 PM
19	Spain	8/14/2020 7:48 AM
20	Germany	8/13/2020 4:01 PM
21	Spain	8/13/2020 12:05 PM
22	El Salvador	8/11/2020 6:20 PM
23	Canada	8/11/2020 1:18 PM
24	Germany	8/11/2020 12:07 PM
25	France	8/11/2020 9:36 AM
26	Switzerland	8/11/2020 9:03 AM
27	Brazil	8/11/2020 9:00 AM
28	Canada	8/11/2020 8:59 AM
29	Canada	8/11/2020 8:45 AM
30	Japan	8/11/2020 8:45 AM
31	I live in Spain (but I had to pick a state as it won't let me continue otherwise	8/11/2020 8:24 AM
32	Buenos Aires, Argentina	8/5/2020 10:21 PM
33	Portugal	8/5/2020 7:43 AM
34	Turkey	8/5/2020 4:52 AM
35	Mexico	8/4/2020 9:06 PM

Q2 Did you apply for Unemployment?

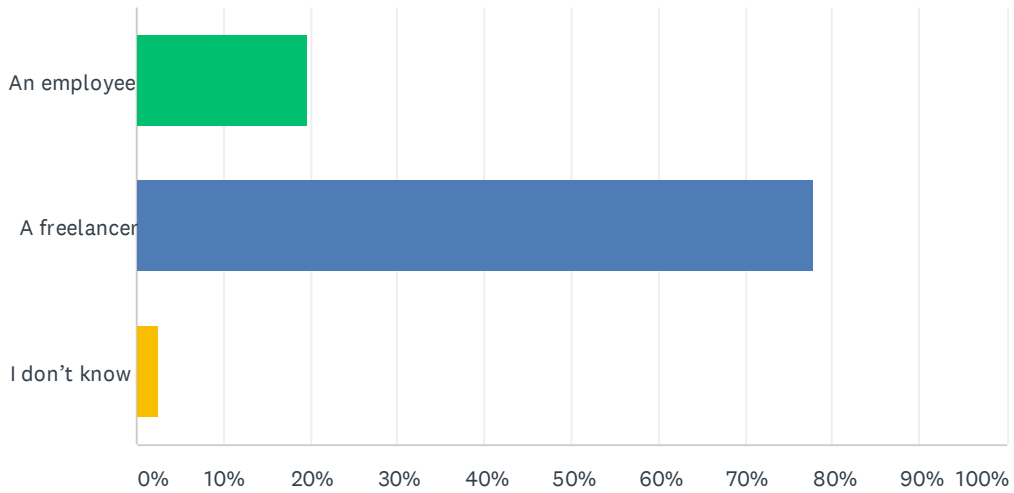
Answered: 472 Skipped: 0



ANSWER CHOICES	RESPONSES	
Yes	33.47%	158
No	66.53%	314
TOTAL		472

Q3 If you applied for Unemployment, did you apply as

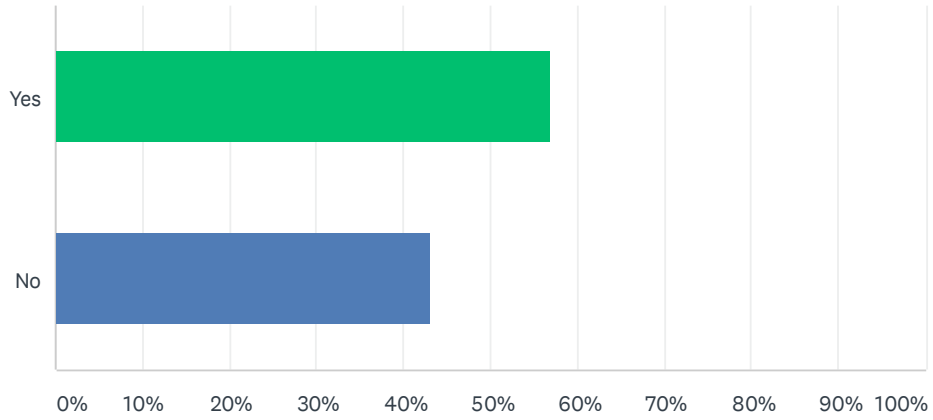
Answered: 158 Skipped: 314



ANSWER CHOICES	RESPONSES	
An employee	19.62%	31
A freelancer	77.85%	123
I don't know	2.53%	4
TOTAL		158

Q4 Did you apply for regular Unemployment?

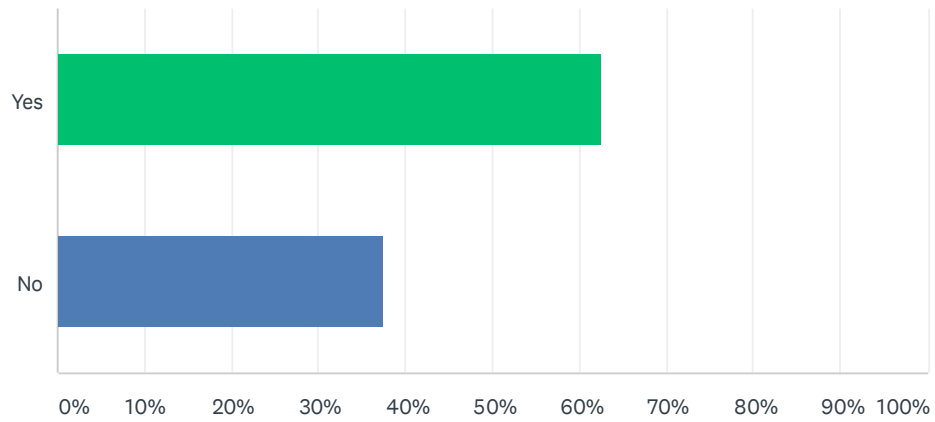
Answered: 158 Skipped: 314



ANSWER CHOICES	RESPONSES	
Yes	56.96%	90
No	43.04%	68
TOTAL		158

Q5 If you applied for regular Unemployment, are you receiving any money?

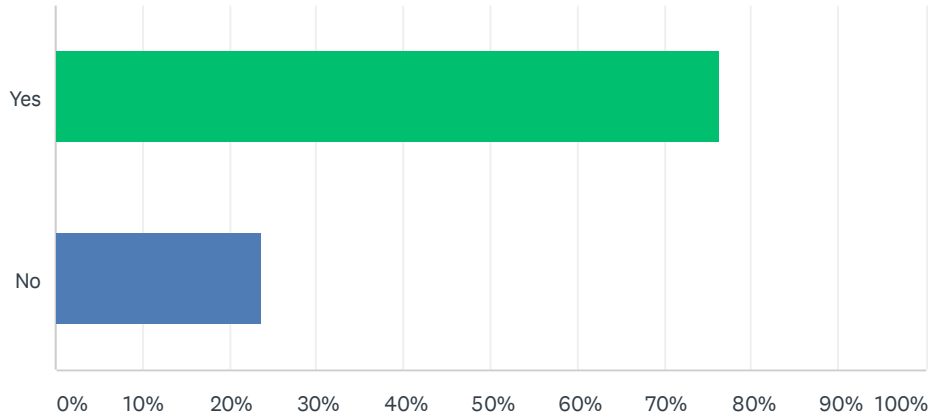
Answered: 91 Skipped: 381



ANSWER CHOICES	RESPONSES	
Yes	62.64%	57
No	37.36%	34
TOTAL		91

Q6 Did you apply for Pandemic Unemployment Assistance (PUA)?

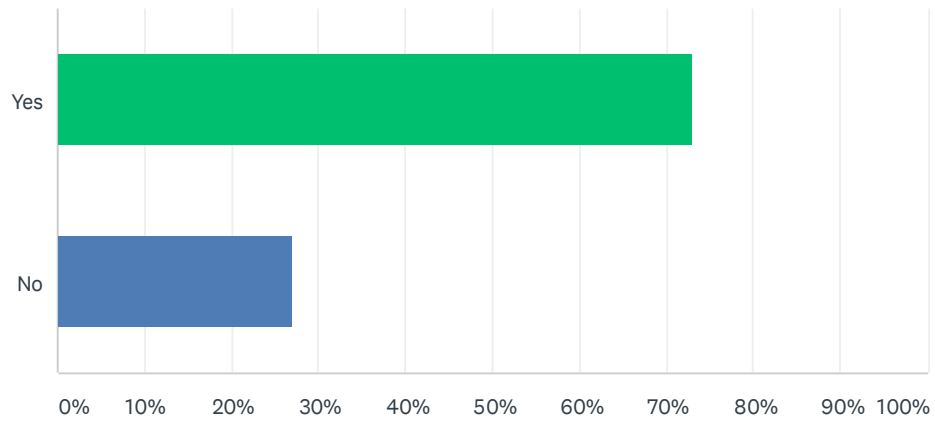
Answered: 156 Skipped: 316



ANSWER CHOICES	RESPONSES	
Yes	76.28%	119
No	23.72%	37
TOTAL		156

Q7 If you applied for Pandemic Unemployment Assistance (PUA), are you receiving any money?

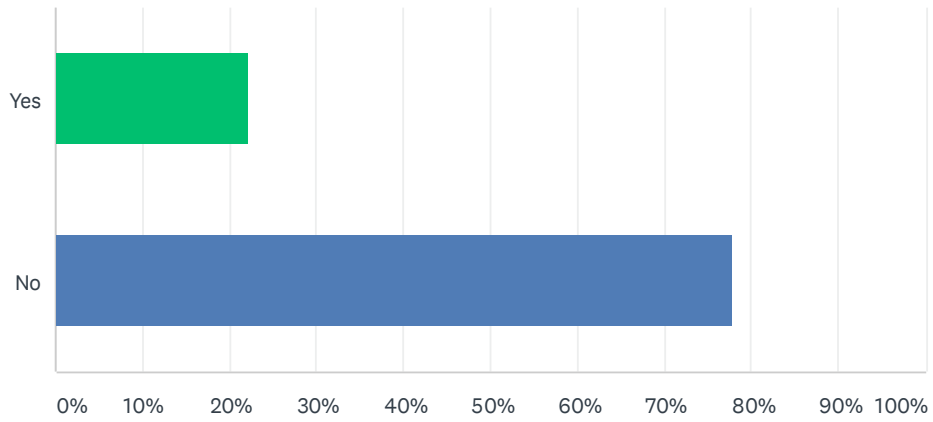
Answered: 115 Skipped: 357



ANSWER CHOICES	RESPONSES	
Yes	73.04%	84
No	26.96%	31
TOTAL		115

Q8 Did you apply for Paycheck Protection Program (PPP)?

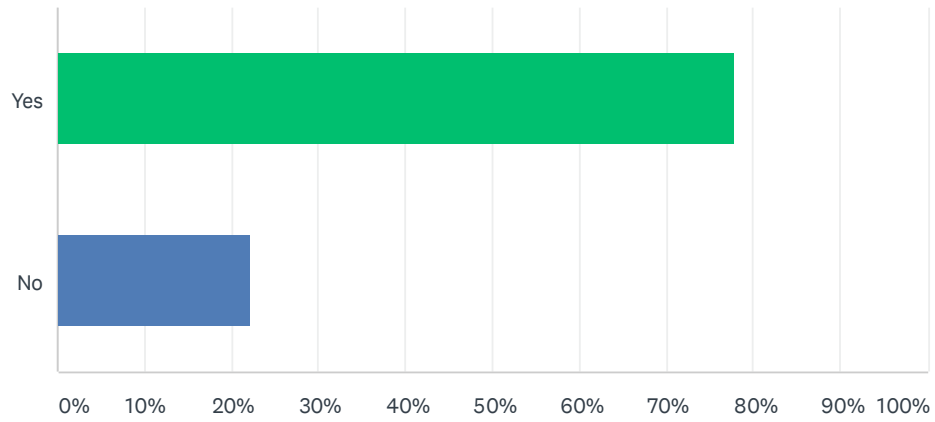
Answered: 466 Skipped: 6



ANSWER CHOICES	RESPONSES	
Yes	22.10%	103
No	77.90%	363
TOTAL		466

Q9 If you applied for PPP, have you received the loan?

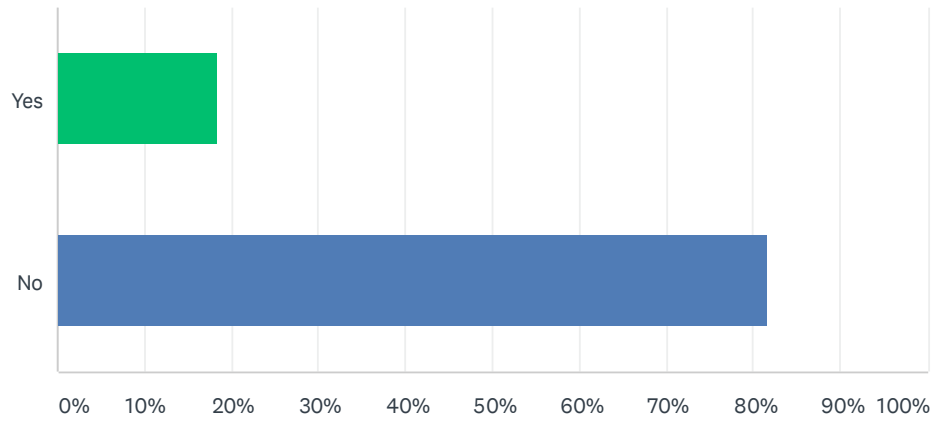
Answered: 104 Skipped: 368



ANSWER CHOICES	RESPONSES
Yes	77.88% 81
No	22.12% 23
TOTAL	104

Q10 Did you apply for Economic Injury Disaster Loan (EIDL)?

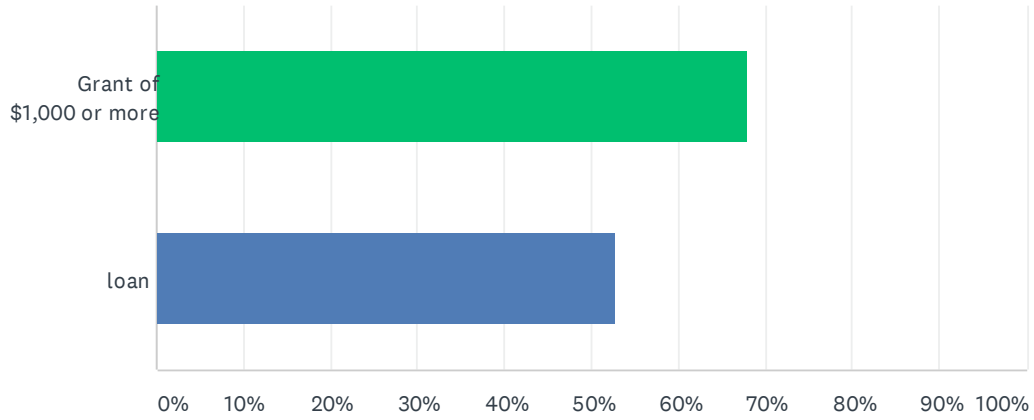
Answered: 463 Skipped: 9



ANSWER CHOICES	RESPONSES	
Yes	18.36%	85
No	81.64%	378
TOTAL		463

Q11 If you applied for EIDL, did you receive the (check all that apply)

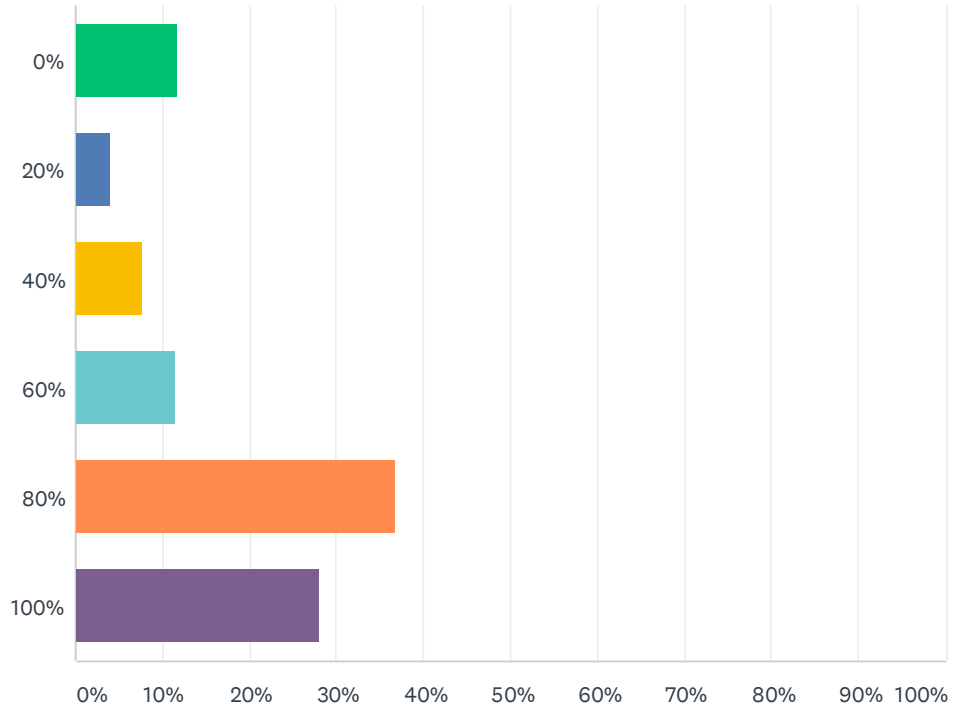
Answered: 72 Skipped: 400



ANSWER CHOICES	RESPONSES	
Grant of \$1,000 or more	68.06%	49
loan	52.78%	38
Total Respondents: 72		

Q12 For the months of March, April, and May 2020, how much did your interpreting income decrease by:

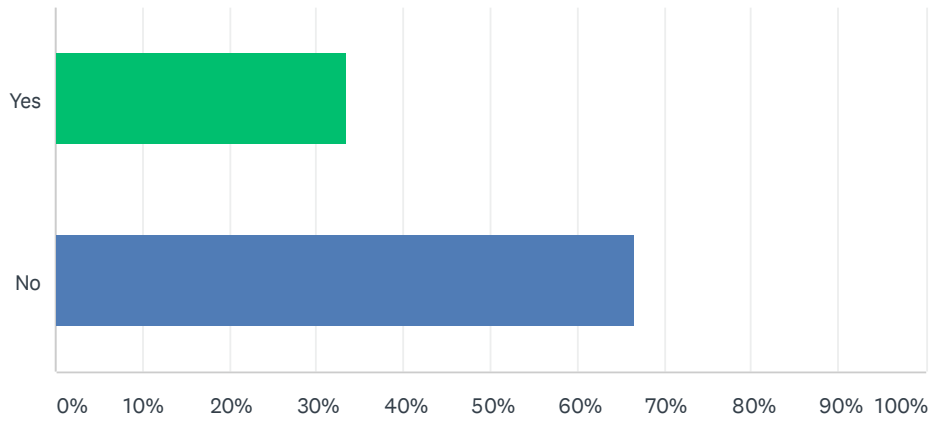
Answered: 450 Skipped: 22



ANSWER CHOICES	RESPONSES	
0%	11.78%	53
20%	4.00%	18
40%	7.78%	35
60%	11.56%	52
80%	36.89%	166
100%	28.00%	126
TOTAL		450

Q13 Did your interpreting income increase in June 2020?

Answered: 444 Skipped: 28



ANSWER CHOICES	RESPONSES	
Yes	33.56%	149
No	66.44%	295
TOTAL		444